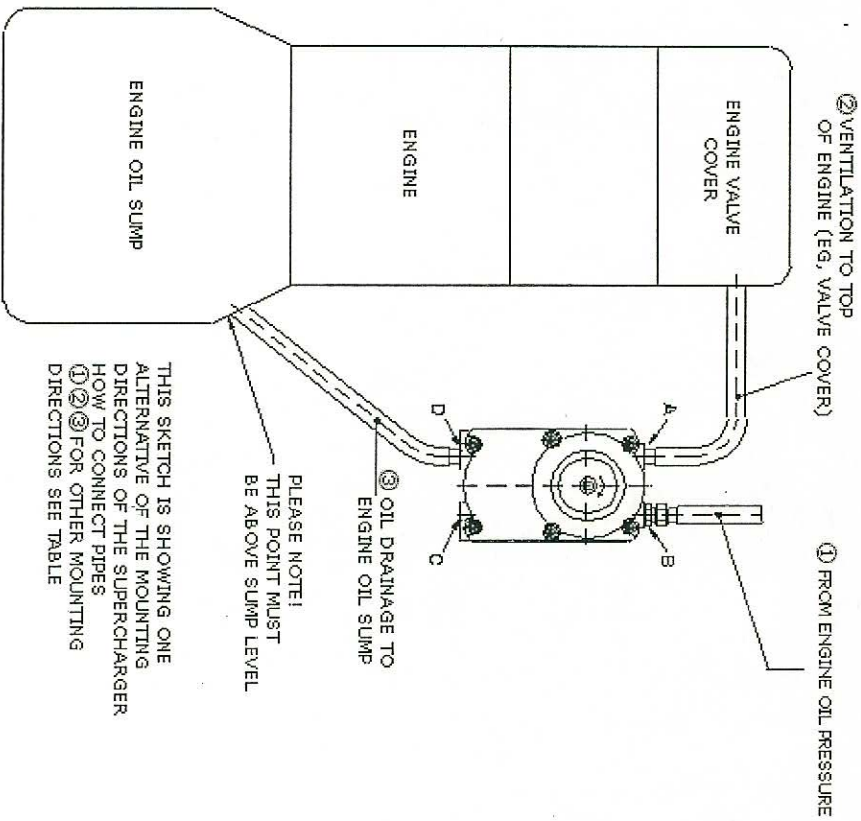



PRESSURE OIL SYSTEM DRAWING B005

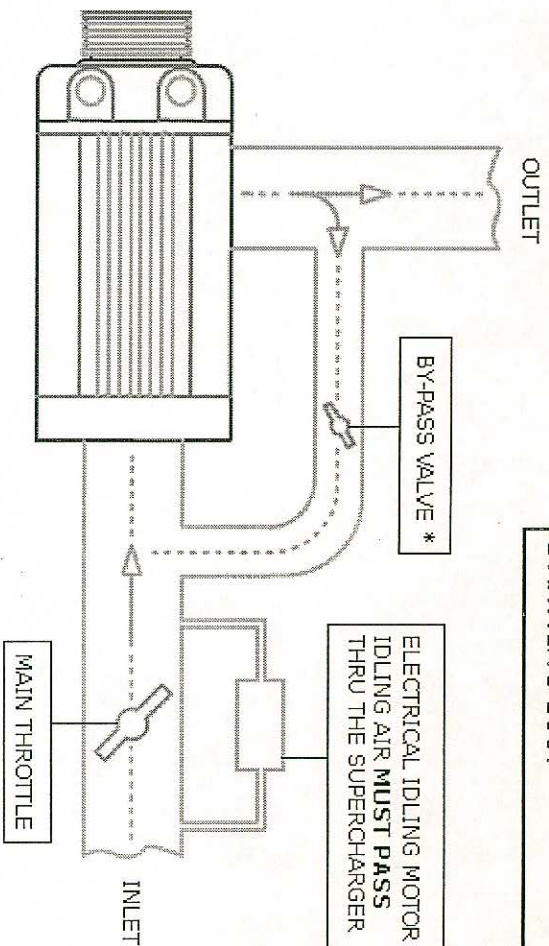
CONNECTION	CONNECTION POINT POSSIBLE TO USE	CONNECTION POINT MUST BE AT THE FOLLOWING LEVEL
ENGINE OIL PRESSURE ①	A, B	ANY LEVEL
VENTILATION ②	A, B, C, D	HIGHEST LEVEL
OIL DRAINAGE ③	A, B, C, D	LOWEST LEVEL





MAIN THROTTLE AT INLET

**CAPACITY CONTROL SYSTEMS
DRAWING 8007**



*) THE BY-PASS VALVE SHOULD OPERATE IN SUCH WAY THAT IT LIMITS THE PRESSURE RATIO AT PART LOADS AND DECELERATION TO A MAXIMUM OF 2.0

MAIN THROTTLE AT OUTLET

